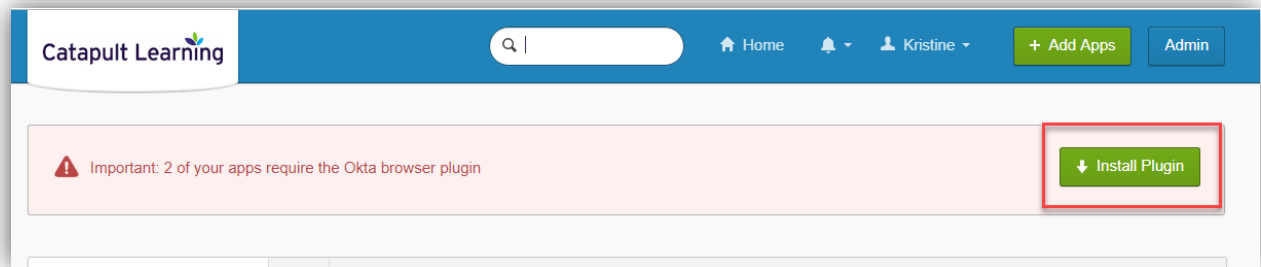


Okta Browser Plugin

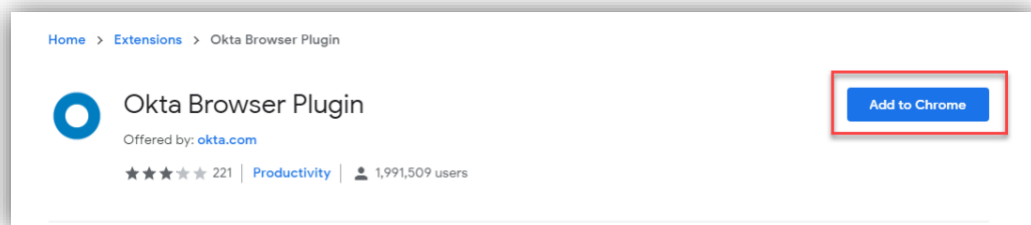
The following information will guide you through adding the browser plugin for Okta. This is needed by some of the apps used by Okta. If you use more than one browser, you will need to add the plugin for each browser. If you have any questions, please reach out to help@fullbloom.org.

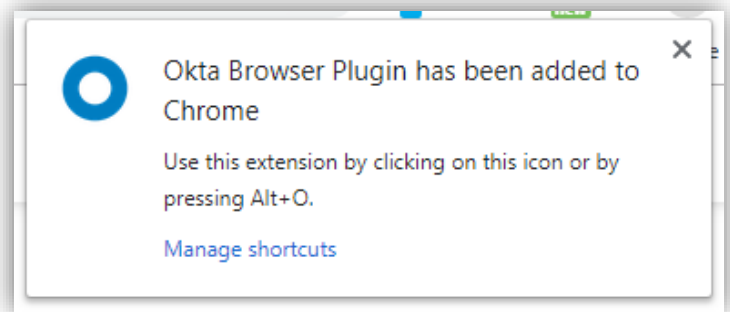
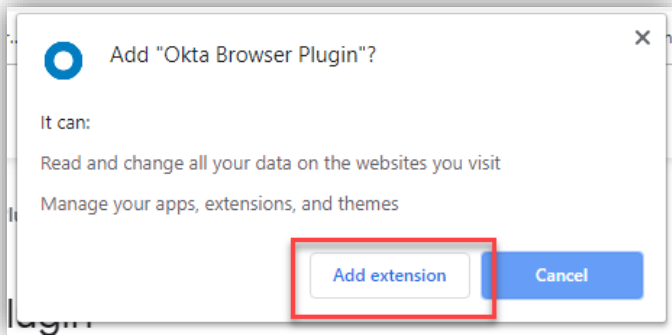
1. Log into Okta at <https://catapult.okta.com/>
2. If the plugin is needed, you will see a message in Okta, with a link to **Install Plugin**



3. Each browser will take you to a page where you can add the plugin and will have one screen directions. When the plugin is installed, return to Okta and refresh the page.

Chrome Example:





Firefox Example:

